

Ready To Grow - Florence

FLORENCE-xxx-xxx-CASED-1CH-01.

Product Overview

The Ready to Grow range of products from IHS are a culmination of many years of experience in the electronics and LED industries, allowing users to easily install and start to run. Using only component parts from industry experts such as OSRAM Opto Semiconductors and LEDiL, these horticultural lights offer superior quality at competitive prices.

The Florence range of products is specifically designed for low and no-sunlight applications, maximising growth potential whilst minimising both initial purchase costs and on-going running costs. Florence is no deeper than a standard fluorescent tube fitting, so replacing fluorescent's now means you do not lose any growing space. The modular design enables very simple installation, and with a standard 100-240V AC mains input, electrical installation is also quick and easy, further saving time and costs. Multiple recipes are available for the vast majority of horticultural applications, but if this is still not enough we do offer a full customisation service.

Applications

- Poly Tunnels
- Environmental Chambers
- Propagators
- Vertical Farms
- Indoor Farming
- Schools and Universities
- Research Institutes



Technical Features

- Thin profile to maximise growing space
- Size: 680mm x 105mm x 80mm (length x width x height)
- Incorporating industry leading LEDs from OSRAM Opto Semiconductors
- Modular design for vertical or horizontal installations
- Hanging and joining kits available
- Multiple beam angles and recipes, offering 24 standard options
- Module contains two 33 LED Florence assembly Boards.

Custom Product Options



Our standard Florence range already has a great number of options, but if you do not see the recipe you require, we can easily customise the light mix for you. We have a simple online tool available for making this customisation process as simple as possible: Please visit www.i-hled.co.uk/pyo.

Standard Product Options

Our Florence range of products are targeting 4 areas of horticulture: Biomass, Seeding, Flowering and Fruiting.

Each of these areas has a version based on whether the application is for an environment with existing daylight, or an environment with no or limited daylight..

Finally all of these options can be selected with a different beam angle: Wide (90° beam angle), Narrow (60° beam angle) and Oval (85° x 40° beam angle).

-  Products with this symbol have been designed to work in applications where there is already available daylight. We are assuming the end application gets enough good quality daylight and these products offer increases in critical wavelengths.
-  Products with this symbol have been designed to replicate crucial wavelengths for their end application. We are assuming the end application has no daylight, and these products offer the only source of useable wavelengths. In this case we are supplementing our existing products with a broader spectrum to help mimic natural sunlight.

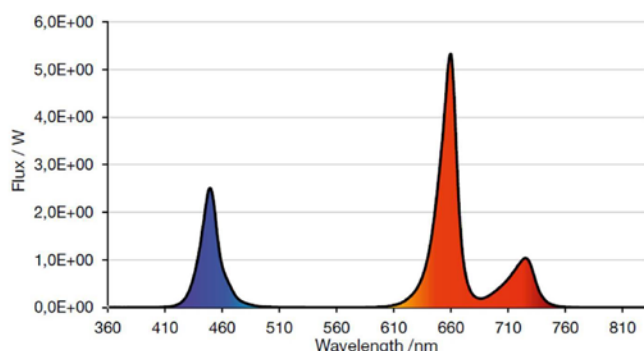
Flowering with existing daylight

FLORENCE-FLOWER-WIDE-CASED-1 CH-01.

FLORENCE-FLOWER-OVAL-CASED-1 CH-01.

FLORENCE-FLOWER-NARROW-CASED-1 CH-01.

20% Deep Blue (450nm) & 60% Hyper Red (660nm) & 20% Far Red (730nm)



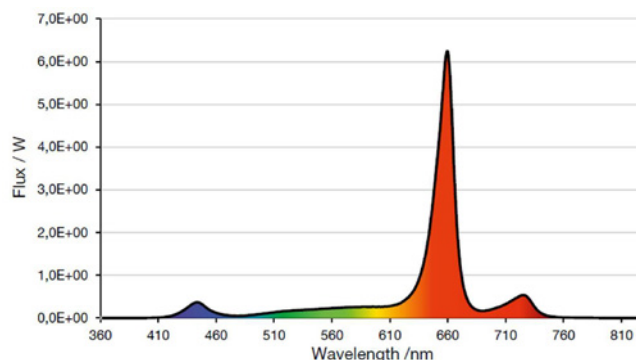
Fruiting with existing daylight

FLORENCE-FRUIT-WIDE-CASED-1 CH-01.

FLORENCE-FRUIT-OVAL-CASED-1 CH-01.

FLORENCE-FRUIT-NARROW-CASED-1 CH-01.

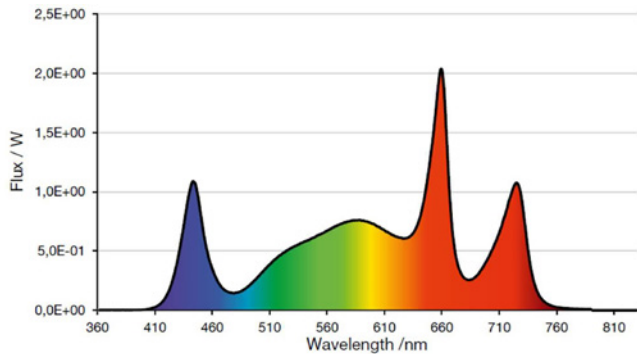
20% White (CRI70/4000K) & 70% Hyper Red (660nm) & 10% Far Red (730nm)



Flowering with no or limited daylight ☀️

FLORENCE-SUPFLOWER-WIDE-CASED-1 CH-01.
 FLORENCE-SUPFLOWER-OVAL-CASED-1 CH-01.
 FLORENCE-SUPFLOWER-NARROW-CASED-1 CH-01.

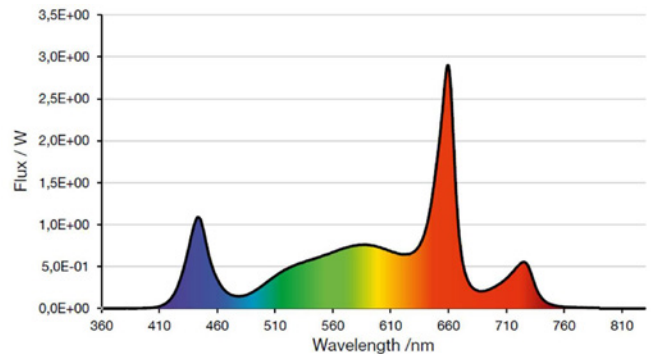
60% White (CRI70/4000K) & 20% Hyper Red (660nm)
 & 20% Far Red (730nm)



Fruiting with no or limited daylight ☀️

FLORENCE-SUPFRUIT-WIDE-CASED-1 CH-01.
 FLORENCE-SUPFRUIT-OVAL-CASED-1 CH-01.
 FLORENCE-SUPFRUIT-NARROW-CASED-1 CH-01.

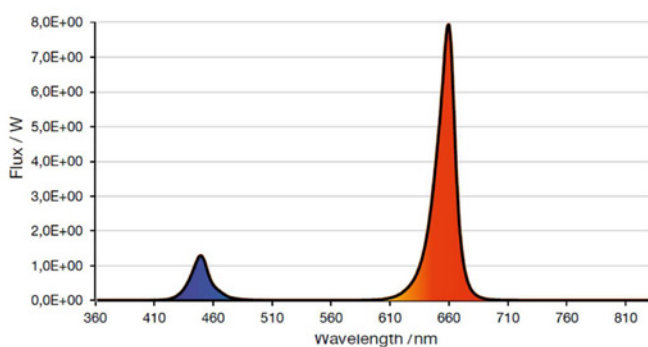
60% White (CRI70/4000K) & 30% Hyper Red (660nm)
 & 10% Far Red (730nm)



Biomass with existing daylight ☀️

FLORENCE-BIO-WIDE-CASED-1 CH-01.
 FLORENCE-BIO-OVAL-CASED-1 CH-01.
 FLORENCE-BIO-NARROW-CASED-1 CH-01.

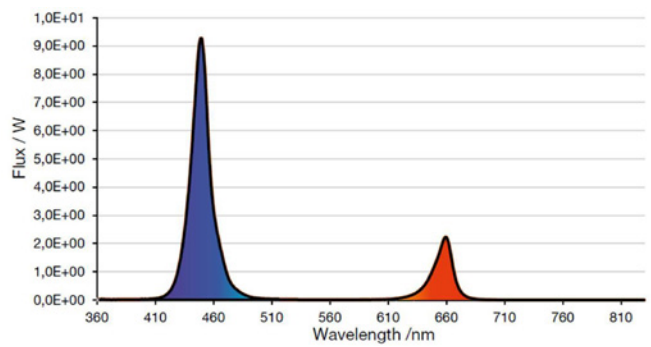
10% Deep Blue (450nm) & 90% Hyper Red (660nm)



Seeding with existing daylight ☀️

FLORENCE-SEED-WIDE-CASED-1 CH-01.
 FLORENCE-SEED-OVAL-CASED-1 CH-01.
 FLORENCE-SEED-NARROW-CASED-1 CH-01.

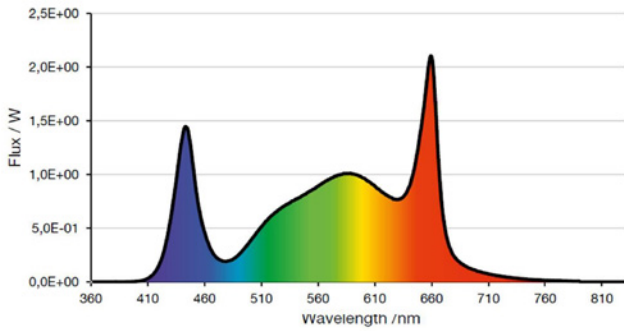
75% Deep Blue (450nm) & 25% Hyper Red (660nm)



Biomass with no or limited daylight ☀

- FLORENCE-SUPBIO-WIDE-CASED-1 CH-01.
- FLORENCE-SUPBIO-OVAL-CASED-1 CH-01.
- FLORENCE-SUPBIO-NARROW-CASED-1 CH-01.

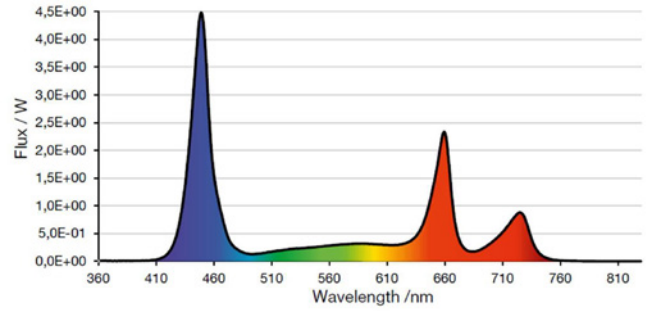
80% White (CRI70/4000K) & 20% Hyper Red (660nm)




Seeding with no or limited daylight ☀

- FLORENCE-SUPSEED-WIDE-CASED-1 CH-01.
- FLORENCE-SUPSEED-OVAL-CASED-1 CH-01.
- FLORENCE-SUPSEED-NARROW-CASED-1 CH-01.

35% Deep Blue (450nm) & 25% White (CRI70/4000k) & 25% Hyper Red (660nm) & 15% Far Red (730nm)



Technical Drawing



Hanging and Joining Kits

These M3 threaded inserts are designed to work with the Florence family of Grow Lights, to enable easy installation into existing infrastructure. We offer a range of hanging and joining bracket kits.

FLORENCE-BRACKET-HANGING-KIT-01.

This kit contains 4 hanging brackets and 12 M3 screws for mounting Florence modules.



FLORENCE-BRACKET-SHELF-KIT-01.

This kit contains 2 brackets and 12 M3 screws for mounting Florence modules to a shelf.



FLORENCE-BRACKET-JOINING-KIT-01.

This kit contains 2 joining brackets and 12 M3 screws for joining and mounting Florence modules.



For further information please contact IHS

The values contained in this data sheet can change due to technical innovations. Any such changes will be made without separate notification.

Intelligent Horticultural Solutions is a division of Intelligent Group Solutions, focusing on providing LED solutions to the rapidly evolving and highly important horticultural lighting market.

All trademarks recognised.