

# 18W Constant Voltage (24volts) LED Driver

**IZC024-018F-0067A-SA**

## Technical Features:

- 180-264VAC input only
- Fully encapsulated with IP67 level
- Protections: Short circuit / Overload / Over voltage / Over temperature
- Cooling by free air convection
- LPS compliant
- 100% full load burn-in test
- Suitable for LED lighting and moving sign applications
- High reliability



## Specification

LPS IP67 

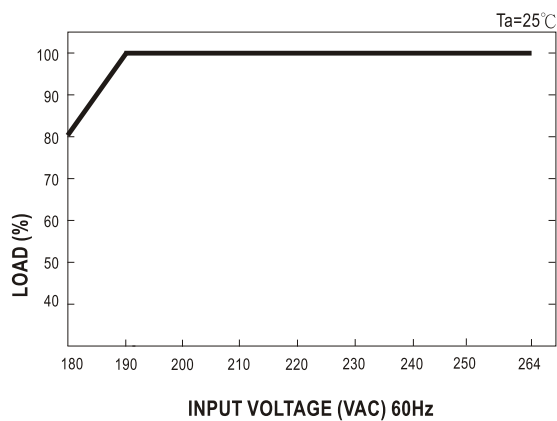
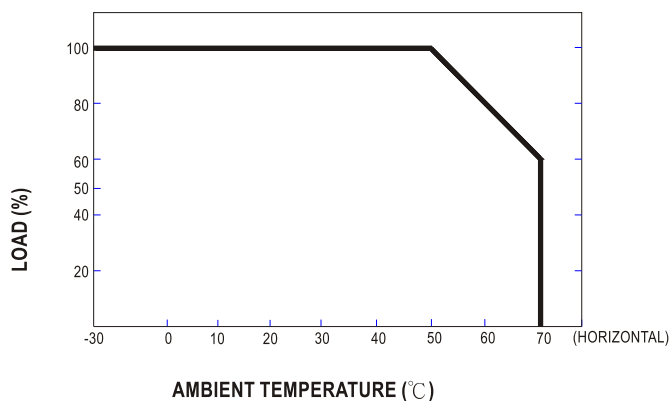
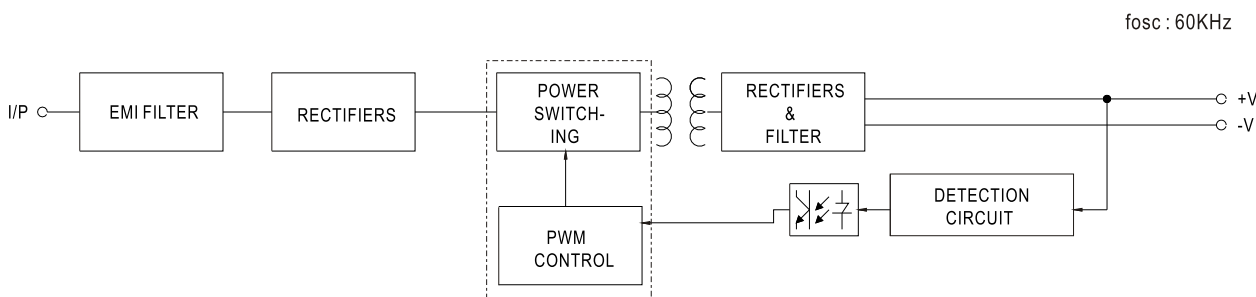
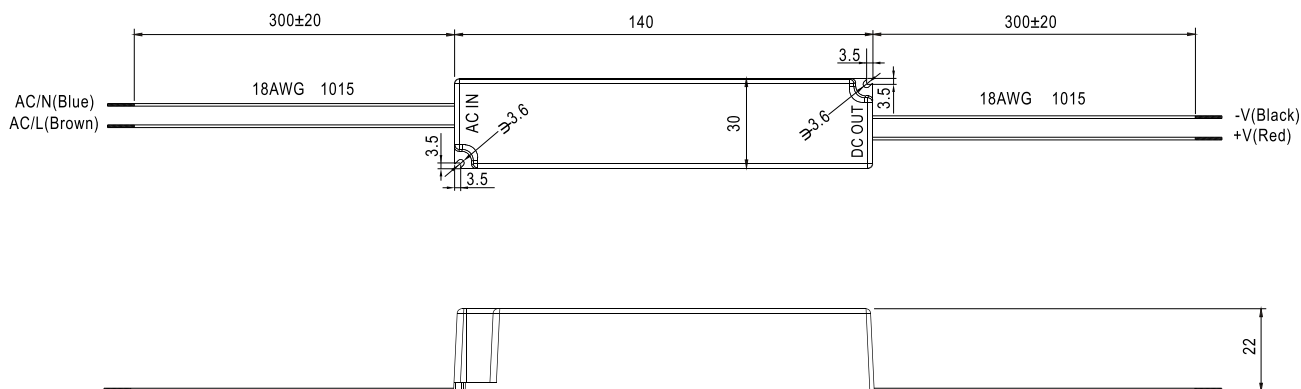
Model		IZC024-018F-0067A-SA
Output	DC VOLTAGE	24V
	RATED CURRENT	0.75A
	RATED POWER	18Watts
	CURRENT RANGE	0 - 0.75 A
	RIPPLE & NOISE (max.) Note.2	150mVp-p
	VOLTAGE TOLERANCE Note.3	±3.0%
	LINE REGULATION	±1.0%
	LOAD REGULATION	±2.0%
	SETUP, RISE TIME	1500ms, 30ms/230VAC
HOLD UP TIME (Typ.)	50ms/230VAC at full load	
Input	VOLTAGE RANGE	180 - 264 VAC
	FREQUENCY RANGE	47 - 63 Hz
	EFFICIENCY(Typ.)	82%
	AC CURRENT	0.3A/230VAC
	INRUSH CURRENT{max.}	Cold start 50A/230VAC
	LEAKAGE CURRENT	0.25mA/240VAC
Protection	CURRENT LIMIT	Above 105% rated output power
		Protection type : Hiccup mode, recovers automatically after fault condition is removed
	OVER VOLTAGE	27.6 - 32.4V
OVER TEMPERATURE	Tj 170 °C t typically (U1) Detect on main control IC	
	Protection type : Hiccup mode, recovers automatically after temperature goes down	

Model		IZC024-018F-0067A-SA
Environment	WORKING TEMP.	-30 - 70 °C (Refer to output load derating curve)
	WORKING HUMIDITY	20 - 90% RH non-condensing
	STORAGE TEMP., HUMIDITY	-40 - +80 °C , 10 - 95% RH
	TEMP. COEFFICIENT	±0.03%/°C (0 - 50 °C )
	VIBRATION	10 - 500Hz, 2G 10min./1cycle, period for 60min. each along X, Y, Z axes
Safety & EMC (Note 5)	SAFETY STANDARDS	Design refer to UL 1310 Class2, TUV EN61342-2-13, CAN/CSA C22.2 No.223-M91, IP67 approved
	WITHSTAND VOLTAGE	I/P-O/P:3KVAC
	ISOLATION RESISTANCE	I/P-O/P:>100M Ohms / 500VDC / 25 / 70% RH
	EMI CONDUCTION & RADIATION	Compliance to EN55022 (CISPR22) Class B
	HARMONIC CURRENT	Compliance to EN61000-3-2
Others	EMT IMMUNITY	Compliance to EN61000-4-2,3,4,5,6,8,11; ENV50204, EN55024, Light industry level, criteria A
	MTBF	1200.6K hrs min. MIL-HDBK-217F (25 °C)
	DIMENSION	140*30*22(L*W*H)

Notes:

1. All parameters NOT specially mentioned are measured at 230VAC input, rated load and 25 of ambient temperature.
2. Ripple & noise are measured at 20MHz of bandwidth by using a 12" twisted pair-wire terminated with a 0.1uf & 47uf parallel capacitor.
3. Tolerance : includes set up tolerance, line regulation and load regulation.
4. The power supply is considered as a component that will be operated in combination with final equipment. Since EMC performance will be affected by the complete installation , the final equipment manufacturers must re-qualify EMC Directive on the complete installation again.

**Mechanical Outline**



**For further information please contact ILS**

The values contained in this data sheet can change due to technical innovations. Any such changes will be made without separate notification.